

Introductory sub-table (I)(a)

Name of the Company: KUMAR FOOD INDUSTRIES LIMITED  
 Scrip Code, Name of the scrip, class of security:  
 Quarter ended: 01/07/2015 - 30/09/2015

Partly paid-up shares:-	No. of partly paid-up shares	As a % of total no. of partly paid-up shares	As a % of total no. of shares of the company
Held by promoter/promoter group		0	0
Held by public		0	0
<b>Total - D</b>	<b>0</b>	<b>0</b>	<b>0</b>


Outstanding convertible securities:-	No. of outstanding securities	As a % of total no. of outstanding convertible securities	As a % of total no. of shares of the company, assuming full conversion of the convertible securities
Held by promoter/promoter group		0	0
Held by public		0	0
<b>Total - E</b>	<b>0</b>	<b>0</b>	<b>0</b>

Warrants:-	No. of warrants	As a % of total no. of warrants	As a % of total no. of shares of the company, assuming full conversion of warrants
Held by promoter/promoter group		0	0
Held by public		0	0
<b>Total - F</b>	<b>0</b>	<b>0</b>	<b>0</b>

Total paid-up capital of the company, assuming full conversion of warrants and convertible securities

3000000

100



**Statement Showing Shareholding Pattern**


Category code	Category of Shareholder	Table (I)(a)					Total shareholding as a percentage of total number of shares		Shares Pledged or otherwise encumbered											
		Number of Shareholders	Total number of shares	Number of shares held in dematerialized form	As a percentage of (A+B) <sup>1</sup>	As a percentage of (A+B+C)	Number of shares	As a percentage												
									(III)	(IV)	(V)	(VI)	(VII)	(VIII)	(IX)= (VIII)/(IV)*100					
(I)	(II)																			
(A)	<b>Shareholding of Promoter and Indian</b>																			
(a)	Individuals/ Hindu Undivided Family																			
(b)	Central Government/ State Government(s)		6	423200	229700	14.11	14.11	0	0.00											
(c)	Bodies Corporate	14	1818700	145000		0.00	60.62	0	0.00											
(d)	Financial Institutions/ Banks					0.00	0.00		0.00											
(e)	Any Others(Specify)					0.00	0.00		0.00											
(e-i)						0.00	0.00		0.00											
(e-ii)						0.00	0.00		0.00											
	<b>Sub Total(A)(1)</b>	20	2241900	374700		74.73	74.73	0	0.00											
2	<b>Foreign</b>																			
a	Individuals (Non-Residents Individuals/ Foreign Individuals)					0.00	0.00		0.00											
b	Bodies Corporate					0.00	0.00		0.00											
c	Institutions					0.00	0.00		0.00											
d	Any Others(Specify)					0.00	0.00		0.00											
d-i						0.00	0.00		0.00											
d-ii						0.00	0.00		0.00											
	<b>Sub Total(A)(2)</b>	0	0	0		0.00	0.00	0	0.00											
	<b>Total Shareholding of Promoter and</b>	20	2241900	374700		74.73	74.73	0	0.00											
(B)	<b>Public shareholding</b>																			
1	<b>Institutions</b>																			
(a)	Mutual Funds/ UTI					0.00	0.00		0.00											
(b)	Financial Institutions / Banks					0.00	0.00		0.00											
(c)	Central Government/ State Government(s)					0.00	0.00		0.00											
(d)	Venture Capital Funds					0.00	0.00		0.00											
(e)	Insurance Companies					0.00	0.00		0.00											
(f)	Foreign Institutional Investors					0.00	0.00		0.00											
(g)	Foreign Venture Capital Investors					0.00	0.00		0.00											
(h)	Any Other (specify)					0.00	0.00		0.00											
(h-i)						0.00	0.00		0.00											
(h-ii)						0.00	0.00		0.00											
	<b>Sub-Total (B)(1)</b>	0	0	0		0.00	0.00	0	0.00											
B 2	<b>Non-institutions</b>																			
(a)	Bodies Corporate	1	1000	0		0.03	0.03	0	0.00											
(b)	Individuals					0.00	0.00		0.00											
I	Individuals -i. Individual shareholders holding nominal share capital up to Rs 1 lakh	145	637000	17500		21.23	21.23	0	21.23											
II	ii. Individual shareholders holding nominal share capital in excess of Rs. 1 lakh.	10	120100	0		4.00	4.00	0	4.00											
(c)	N.R.I.(REPT & NON-REPT)					0.00	0.00		0.00											
(e-i)	Clearing House/Public Trust					0.00	0.00		0.00											
(e-ii)	Corporate Bodies - OCB					0.00	0.00		0.00											
(e-iii)	Intermediary/Other Depository A/c					0.00	0.00		0.00											





Sr.No	Notes
1	
2	
3	
4	
5	
6	
7	
8	
9	

Total Appraised




**(1)(b) Statement showing holding of securities (including shares, warrants, convertible securities) of persons belonging to the category "Promoter and Promoter Group"**

Sr.	Name of the shareholder	Details of Shares held		Encumbered shares (*)			Details of warrants		Details of convertible securities		Total shares (including underlying shares assuming full conversion of warrants and convertible securities) as a % of diluted share capital
		Number of shares held	As a % of grand total (A)+(B)+(C)	No.	As a percentage (VI)=(V)/(VII)*100	As a % of grand total (A)+(B)+(C) of sub-clause (I)(a)	Number of warrants held	As a % total number of the same class	Number of convertible securities held	As a % total number of convertible securities of the same class	
(I)	(II)	(III)	(IV)	(V)	(VI)	(VII)	(VIII)	(IX)	(X)	(XI)	(XII)
1	SUNANDA ARORA	132700	4.42		0.00	0.00		0		0	
2	BHAWNA KUMAR	10600	0.35		0.00	0.00		0		0	
3	DASH EXPORTS PRIVATE LIMITED		4.80		0.00						
4	DIVAYARTH LEASING AND FINANCE PRIVATE LIMITED	143900	5.00		0.00	0.00		0		0	
5	VITAL HOLDINGS PRIVATE LIMITED	150000	4.80		0.00	0.00		0		0	
6	BHAWNA PORTFOLIO PRIVATE LIMITED	140000	4.67		0.00	0.00		0		0	
7	VIZZY FINVEST PRIVATE LIMITED	140000	4.96		0.00	0.00		0		0	
8	KALYANI FINVEST PRIVATE LIMITED	148700	4.85		0.00	0.00		0		0	
9	PHLOX PORTFOLIO PRIVATE LIMITED	145400	4.74		0.00	0.00		0		0	
10	ELANZA INVESTMENT PRIVATE LIMITED	142100	3.33		0.00	0.00		0		0	
		100000				0.00		0		0	



11	GOAL SECURITIES AND CREDITS LIMITED	149000	4.97	0.00	0.00	0	0	0	0	0
12	SHAKTI BHOG SNACKS LIMITED	35400	1.18							
13	KDM MEDIA PRIVATE LIMITED	116100	3.87							
14	DIVYARTH KUMAR	50200	1.67							
15	FRUTO FRESH INDUSTRIES PVT. LTD.	126700	4.22							
16	DIVYARTH HEALTH CARE PVT.LTD.	132400	4.41							
17	KEWAL KRISHAN KUMAR	218400	7.28							
18	KEWAL KRISHAN KUMAR	100	0.00							
19	SIDDHARTH KUMAR	11200	0.37							
20	SHAKTI BHOG FOODS LTD	145000	4.83							
	<b>TOTAL</b>	<b>2241900</b>	<b>74.73</b>	<b>0.00</b>	<b>0.00</b>	<b>0</b>	<b>0</b>	<b>0</b>	<b>0</b>	<b>0</b>

(\*) The term "encumbrance" has the same meaning as assigned to it in regulation 28(3) of the SAST Regulations, 2011



**(1)(c)(i) Statement showing holding of securities (including shares, warrants, convertible securities) of persons belonging to the category "Public" and holding more than 1% of the total number of shares**

Sr. No.	Name of the shareholder	Number of shares held	Shares as a percentage of total number of shares {i.e., Grand Total (A)+(B)+(C) indicated in Statement at para (f)(a) above}	Details of warrants		Details of convertible securities		Total shares (including underlying shares assuming full conversion of warrants and convertible securities) as a % of diluted share capital
				Number of warrants held	As a % total number of warrants of the same class	Number of convertible securities held	% w.r.t total number of convertible securities of the same class	

\*\*\*\*\*NOT APPLICABLE\*\*\*\*\*



(1)(c)(ii) Statement showing holding of securities (including shares, warrants, convertible securities) of persons (together with PAC) belonging to the category "Public" and holding more than 5% of the total number of shares of the company.

Sr. No.	Name(s) of the shareholder(s) and the Persons Acting in Concert (PAC) with them	Number of shares	Shares as a percentage of total number of shares (i.e., Grand Total (A)+(B)+(C) indicated in Statement at para (1)(a) above)	Details of warrants		Details of convertible securities		Total shares (including underlying shares assuming full conversion of warrants and convertible securities) as a % of diluted share capital
				Number of warrants	As a % total number of warrants of the same class	Number of convertible securities held	% w.r.t total number of convertible securities of the same class	

\*\*\*\*NOT APPLICABLE\*\*\*\*






(1)(d) Statement showing details of locked-in shares

Sr. No.	Name of the shareholder	Number of locked-in shares	Locked-in shares as a percentage of total number of shares (i.e., Grand Total (A)+(B)+(C) indicated in Statement at para (1)(a) above)	PROMOTER / PROMOTER GROUP / PUBLIC
---------	-------------------------	----------------------------	--	------------------------------------

\*\*\*\*NOT APPLICABLE\*\*\*\*



(II)(a) Statement showing details of Depository Receipts (DRs)

Sr. No.	Type of outstanding DR (ADRs, GDRs, SDRs, etc.)	Number of outstanding DRs	Number of shares underlying outstanding DRs	Shares underlying outstanding DRs as a percentage of total number of shares {i.e., Grand Total (A)+(B)+(C) indicated in Statement at para (I)(a) above}
---------	--	------------------------------	--	--

\*\*\*\*NOT APPLICABLE\*\*\*\*



(II)(b) Statement showing holding of Depository Receipts (DRs), where underlying shares held by "promoter/promoter group" are in excess of 1% of the total number of shares

Sr. No.	Name of the DR Holder	Type of outstanding DR (ADRs, GDRs, SDRs, etc.)	Number of shares underlying outstanding DRs	Shares underlying outstanding DRs as a percentage of total number of shares (i.e., Grand Total (A)+(B)+(C) indicated in Statement at para (I)(a) above)
---------	-----------------------	---	---	---

\*\*\*\*NOT APPLICABLE\*\*\*\*

