

# KUMAR FOOD INDUSTRIES LIMITED

Regd. Office : 71/1, Siraspur, Delhi - 110042 (INDIA)

Phone : +91-11- 27357808 Fax : +91-11- 47055499

Email : info@kumarfood.com Website : www.kumarfood.com

CIN : L15310DL1991PLC043456

KFIL/L&S/MSEI-SHP/2017-18/ 18

October 16, 2017

The Head - Listing & Compliance  
Metropolitan Stock Exchange of India Ltd.  
(Formerly MCX Stock Exchange Limited)  
4<sup>th</sup> Floor, Vibgyor Towers,  
Plot No. C-62, Opp. Trident Hotel,  
Bandra Kurla Complex, Bandra East,  
Mumbai-400098

**Sub: Submission of Shareholding Pattern for Quarter ended 30.09.2017**


Dear Sir,

Pursuant to Regulation 31 of SEBI (Listing Obligations & Disclosure Requirements) Regulations 2015, we hereby submit the statement showing shareholding pattern of the Company for the quarter ended 30<sup>th</sup> September, 2017.

Kindly take the above on your records.

Thanking You,

For Kumar Food Industries Limited

  
Company Secretary



# KUMAR FOOD INDUSTRIES LIMITED

Regd. Office : 71/1, Siraspur, Delhi - 110042 (INDIA)

Phone : +91-11- 27357808 Fax : +91-11- 47055499

Email : info@kumarfood.com Website : www.kumarfood.com

CIN : L15310DL1991PLC043456

Annexure - I

## Format of holding of specified securities

1. Name of Listed Entity: KUMAR FOOD INDUSTRIES LIMITED
2. Scrip Code/Name of Scrip/Class of Security BZ
3. Share Holding Pattern Filed under: Reg. 31(1)(a)/Reg. 31(1)(b)/Reg.31(1)(c)
  - a. If under 31(1)(b) then indicate the report for Quarter ending 30/09/2017
  - b. If under 31(1)(c) then indicate date of allotment/extinguishment
4. Declaration: The Listed entity is required to submit the following declaration to the extent of submission of information:-

	Particulars	Yes*	No*
1.	Whether the Listed Entity has issued any partly paid up shares?	—	No
2.	Whether the Listed Entity has issued any Convertible Securities or Warrants?	—	No
3.	Whether the Listed Entity has any shares against which depository receipts are issued?	—	No
4.	Whether the Listed Entity has any shares in locked-in?	—	No
5.	Whether any shares held by promoters are pledge or otherwise encumbered?	—	No

*\* If the Listed Entity selects the option 'No' for the questions above, the columns for the partly paid up shares, Outstanding Convertible Securities/Warrants, depository receipts, locked-in shares, No of shares pledged or otherwise encumbered by promoters, as applicable, shall not be displayed at the time of dissemination on the Stock Exchange website. Also wherever there is 'No' declared by Listed Entity in above table the values will be considered as 'Zero' by default on submission of the format of holding of specified securities.*

5. The tabular format for disclosure of holding of specified securities is as follows:-




Table 1: Summary Statement holding of specified securities

Category	Category of shareholder	Nos. of share holders	No. of fully paid up equity shares held	No. of Partly paid-up equity shares held	No. of shares underlying Depository Receipts	Total nos. shares held	Shareholding as a % of total no. shares (calculated as per SCRR, 1957) As a % of (A+B+C2)	Number of Voting Rights held in each class of securities			No. of Shares Underlying Outstanding convertible securities (including Warrants)	Shareholding, as assuming conversion of convertible securities (as a percentage of diluted share capital) As a % of (A+B+C2)	Number of Locked in shares		Number of Shares pledged or otherwise encumbered		Number of equity shares held in dematerialized form
								Class: Equity	Class: Preference	Total			No. (a)	As a % of total Shares held (b)	No. (a)	As a % of total Shares held (b)	
(I)	(II)	(III)	(IV)	(V)	(VI)	(VII)=(IV)+(V)+(VI)	(VIII)	(IX)			(X)	(XI)=(VII)+(X)	(XII)	(XIII)	(XIV)		
(A)	Promoter & Promoter Group	17	2241900	0	0	2241900	74.73	2241900	0	2241900	74.73	0	0	0	0	0	568200
(B)	Public	156	758100	0	0	758100	25.27	758100	0	758100	25.27	0	0	0	N.A	0	17500
(C)	Non Promoter- Non Public	0	0	0	0	0											
(C1)	Shares underlying DRs	0	0	0	0	0	NA					0	0	0	N.A	0	0
(C2)	Shares held by Employee Trusts	0	0	0	0	0	0					0	0	0	N.A	0	0
	Total	173	3000000	0	0	3000000	100	3000000	0	3000000	100	0	0	0	0	0	585700






Table II - Statement showing shareholding pattern of the Promoter and Promoter Group

1	Category & Name of the Shareholders	(i)	(ii)	PAN	No. of share holder	No. of fully paid up equity shares held	Partly paid-up equity shares held	Nos. of underlying Depository Receipts	(VII)=(IV)+(V)+(VI)	Shareholding % calculated as per SCRR, 1957 As a % of (A+B+CZ)	Number of Voting Rights held in each class of securities			No. of Shares Underlying Outstanding convertible securities (including Warrants)	Shareholding as a % assuming full conversion of convertible securities (as a percentage of diluted share capital)	Number of Locked in shares		Number of Shares pledged or otherwise		Number of equity shares held in dematerialized form	
											Class X	Class Y	Total			No. (a)	As a % of total Shares held (b)	No. (a)	As a % of total shares held (b)		
																					(X)
	Indian																				
(a)	Individual/Hindu Undivided Family	3	423200	0	423200	0	423200	0	423200	14.11	423200	0	423200	14.11	0	0.00	0	0.00	0	0.00	423200
	DIWYARTH KUMAR		401400	0	401400	0	401400	0	401400	13.38	401400	0	401400	13.38	0	0.00	0	0.00	0	0.00	401400
	RADHIKA KUMAR		11200	0	11200	0	11200	0	11200	0.37	11200	0	11200	0.37	0	0.00	0	0.00	0	0.00	11200
	BHAWNA		10600	0	10600	0	10600	0	10600	0.35	10600	0	10600	0.35	0	0.00	0	0.00	0	0.00	10600
(b)	Central Government/States	0	0	0	0	0	0	0	0	0	0	0	0	0	0.00	0	0.00	0	0.00	0	
(c)	Financial Institutions/Banks	0	0	0	0	0	0	0	0	0	0	0	0	0	0.00	0	0.00	0	0.00	0	
(d)	Any Other (Specify)	14	1818700	0	1818700	0	1818700	0	1818700	60.62	1818700	0	1818700	60.62	0	0.00	0	0.00	0	0.00	1450000
	DIWYARTH LEASING AND FINANCE PRIVATE LIMITED		150000	0	150000	0	150000	0	150000	5	150000	0	150000	5	0	0.00	0	0.00	0	0.00	0
	GOAL SECURITIES AND CREDITS LIMITED		149000	0	149000	0	149000	0	149000	4.97	149000	0	149000	4.97	0	0.00	0	0.00	0	0.00	0
	VIZZY FINVEST PRIVATE LIMITED		148700	0	148700	0	148700	0	148700	4.96	148700	0	148700	4.96	0	0.00	0	0.00	0	0.00	0
	KALYANI FINVEST PRIVATE LIMITED		145400	0	145400	0	145400	0	145400	4.85	145400	0	145400	4.85	0	0.00	0	0.00	0	0.00	0
	SHAKTI BHOG FOODS LTD		145000	0	145000	0	145000	0	145000	4.83	145000	0	145000	4.83	0	0.00	0	0.00	0	0.00	145000
	VITAL HOLDINGS PRIVATE LIMITED		144000	0	144000	0	144000	0	144000	4.8	144000	0	144000	4.8	0	0.00	0	0.00	0	0.00	0
	DASH EXPORTS PRIVATE LIMITED		143900	0	143900	0	143900	0	143900	4.8	143900	0	143900	4.8	0	0.00	0	0.00	0	0.00	0
	PHLOX PORTFOLIO PRIVATE LIMITED		142100	0	142100	0	142100	0	142100	4.74	142100	0	142100	4.74	0	0.00	0	0.00	0	0.00	0
	BHAWNA PORTFOLIO PRIVATE LIMITED		140000	0	140000	0	140000	0	140000	4.67	140000	0	140000	4.67	0	0.00	0	0.00	0	0.00	0
	DIWYARTH HEALTH CARE PVT.LTD.		132400	0	132400	0	132400	0	132400	4.41	132400	0	132400	4.41	0	0.00	0	0.00	0	0.00	0
	FRUTO FRESH INDUSTRIES PVT. LTD.		126700	0	126700	0	126700	0	126700	4.22	126700	0	126700	4.22	0	0.00	0	0.00	0	0.00	0
	KDM MEDIA PRIVATE LIMITED		116100	0	116100	0	116100	0	116100	3.87	116100	0	116100	3.87	0	0.00	0	0.00	0	0.00	0
	ELANZA INVESTMENT PRIVATE LIMITED		100000	0	100000	0	100000	0	100000	3.33	100000	0	100000	3.33	0	0.00	0	0.00	0	0.00	0



Table III - Statement showing shareholding pattern of the Public shareholder

Category & Name of the Shareholders	PAN	Nos. of shareholder	No. of fully paid up equity shares held	Partly paid-up equity shares held	Nos. of underlying Depository Receipts	Total nos. shares held	Shareholding % calculated as per SCRR, 1957 As a % of (A+B+C2)	Number of Voting Rights held in each class of securities			Total as a % of Total Voting rights	No. of Shares Underlying Outstanding convertible securities (including Warrants)	Total shareholding, as a % assuming full conversion of convertible securities (as a percentage of diluted share capital)	Number of Locked in shares		Number of Shares pledged or		Number of equity shares held in dematerialized form
								Class X	Class Y	Total				No. (a)	As a % of total Shares held (b)	No. (Not applicable) (a)	As a % of total shares held (Not applicable) (b)	
1																		
Institutions																		
(a) Mutual Fund		0	0	0	0	0	0					0	0	0	0.00	0	N.A	0
(b) Venture Capital Funds		0	0	0	0	0	0					0	0	0	0.00	0	N.A	0
(c) Alternate Investment Funds		0	0	0	0	0	0					0	0	0	0.00	0	N.A	0
(d) Foreign Venture Capital Investor		0	0	0	0	0	0					0	0	0	0.00	0	N.A	0
(e) Foreign Portfolio Investors		0	0	0	0	0	0					0	0	0	0.00	0	N.A	0
(f) Financial Institutions/Banks		0	0	0	0	0	0					0	0	0	0.00	0	N.A	0
(g) Insurance Companies		0	0	0	0	0	0					0	0	0	0.00	0	N.A	0
(h) Provident Fund/Pensions Funds		0	0	0	0	0	0					0	0	0	0.00	0	N.A	0
(i) Any Other Specify		0	0	0	0	0	0					0	0	0	0.00	0	N.A	0
Sub Total (B)(1)		0	0	0	0	0	0					0	0	0	0.00	0	N.A	0
2																		
Central Government/State Government/President of India		0	0	0	0	0	0					0	0	0	0.00	0	N.A	0






Table IV: Statement showing shareholding pattern of the Non-Promoter Non-Public Shareholder

Category & Name of the Shareholders	PAN	No. of shareholder	No. of fully paid up equity shares held	Partly paid up equity shares held	Nos. of shares underlying Depository Receipts	Total no. shares held	Shareholding % as per SCRR, 1957 As a % of (A+B+C2)	Number of Voting Rights held in each class of securities			No. of Shares Underlying convertible securities (including Warrants)	Total shareholding, as a % assuming full conversion of convertible securities (as a percentage of diluted share capital)	Number of Locked in shares		Number of Shares pledged or otherwise encumbered		Number of equity shares held in dematerialized form (Not Applicable)
								No of Voting Rights	Total as a % of Total Voting rights	No.			As a % of total Shares held	No.	As a % of total shares held (Not applicable)		
																Class X	
(i)	(ii)	(iii)	(iv)	(v)	(vi)	(vii) = (iv) + (v) + (vi)	(viii)	(ix)	(x)	(xi) = (vii) + (x)	(xii)	(xiii)	(xiv)				
1. Custodian/DR																	
(a) Name of DR Holder (if Available)		0	0	0		0	0		0	0	0	0	0.00	N.A		0	
2. Employees Benefit Trust (Under SEBI (Share Based Employee Benefit Regulation 2014)																	
(a) Name of DR Holder (if Available)		0	0	0		0	0		0	0	0	0	0.00	N.A		0	
Total Non Promoter Non Public Shareholding (C) = (C1)+(C2)		0	0	0		0	0		0	0	0	0	0.00	N.A		0	

