

# KUMAR FOOD INDUSTRIES LTD

Regd. Office : 71/1, SIRASPUR, DELHI - 110042 (INDIA)

Phone : +91-11-27357808

E- mail : info@kumarfood.com Website : www.kumarfood.com

CIN : L15310DL1991PLC043456 PAN : AAACK0491Q

KFIL/L&S/MSEI-SHP/2018-19/20

18 October, 2018

The Head - Listing & Compliance  
Metropolitan Stock Exchange of India Ltd.  
(Formerly MCX Stock Exchange Limited)  
4<sup>th</sup> Floor, Vibgyor Towers,  
Plot No. C-62, Opp. Trident Hotel,  
Bandra Kurla Complex, Bandra East,  
Mumbai-400098

**Sub: Submission of Shareholding Pattern for Quarter ended 30.09.2018**

Dear Sir,

Pursuant to Regulation 31 of SEBI (Listing Obligations & Disclosure Requirements) Regulations 2015, we hereby submit the statement showing shareholding pattern of the Company for the quarter ended 30<sup>th</sup> September, 2018.

Kindly take the above on your records.

Thanking You,

For **Kumar Food Industries Limited**

  
(Ganesh Gulati)  
Company Secretary & Compliance Officer



**Format of holding of specified securities**

1. Name of Listed Entity: KUMAR FOOD INDUSTRIES LIMITED
2. Scrip Code/Name of Scrip/Class of Security Series : BZ
3. Share Holding Pattern Filed under: Reg. 31(1)(a)/Reg. 31(1)(b)/Reg.31(1)(c) 30/09/2018
- a. If under 31(1)(b) then indicate the report for Quarter ending
- b. If under 31(1)(c) then indicate date of allotment/extinguishment

4. Declaration: The Listed entity is required to submit the following declaration to the extent of submission of information:-

Particulars	Yes*	No*
1. Whether the Listed Entity has issued any partly paid up shares?		No
2. Whether the Listed Entity has issued any Convertible Securities or Warrants?		No
3. Whether the Listed Entity has any shares against which depository receipts are issued?		No
4. Whether the Listed Entity has any shares in locked-in?		No
5. Whether any shares held by promoters are pledged or otherwise encumbered?		No

\* If the Listed Entity selects the option 'No' for the questions above, the columns for the partly paid up shares, Outstanding Convertible Securities/Warrants, depository receipts, locked-in shares, No of shares pledged or otherwise encumbered by promoters, as applicable, shall not be displayed at the time of dissemination on the Stock Exchange website. Also wherever there is 'No' declared by Listed Entity in above table the values will be considered as 'Zero' by default on submission of the format of holding of specified securities.

5. The tabular format for disclosure of holding of specified securities is as follows:-




Table J - Summary Statement holding of specified securities


Category	Category of shareholder	Nos. of share holders	No. of fully paid up equity shares held	No. of Partly paid up equity shares held	No. of shares underlying Depository Receipts	Total nos. shares held (VII) = (IV) + (V) + (VI)	Shareholding as a % of total no. of shares (calculated as per SCRR, 1957) As a % of (A+B+C2)	Number of Voting Rights			No. of Shares Underlying convertible securities (including Warrants)	Shareholding, as a % assuming full conversion of convertible securities as a percentage of diluted share capital As a % of (A+B+C2)	Number of Locked in shares		Number of Shares pledged or otherwise encumbered		Number of equity shares held in dematerialised form
								Class: Equity	Class: Other	Total			No. (a)	As a % of total Shares held (b)	No. (a)	As a % of total Shares held (b)	
	(i)	(ii)	(iv)	(v)	(vi)	(vii) = (iv) + (v) + (vi)	(viii)	(ix)			(x)	(xi) = (vii) + (x)	(xii)	(xiii)	(xiv)		
(A)	Promoter & Promoter Group	17	2241900	0	0	2241900	74.73				0	74.73	0	0	0	568200	
(B)	Public	156	758100	0	0	758100	25.27				0	25.27	0	0	0	17500	
(C)	Non Promoter- Non Public																
(C1)	Shares underlying DRs	0	0	0	0	0	0				0	0	0	0	0	0	
(C2)	Shares held by Employee Trusts	0	0	0	0	0	0				0	0	0	0	0	0	
	Total	173	3000000	0	0	3000000	100				0	100	0	0	0	585700	



*[Handwritten signature]*

Table II - Statement showing shareholding pattern of the Promoter and Promoter Group

Category & Name of the Shareholders	PAN	No. of shareholder	No. of fully paid up equity shares held	No. of fully paid up equity shares held	Party paid-up equity shares held	Nos. of shares underlying Depository Receipts	Total nos. shares held	Shareholding % calculated as per SCRR, 1957 As a % of (A+B+C)	Number of Voting Rights held in each class of securities			No. of Shares Underlying Outstanding convertible securities (including Warrants)	Shareholding, as a % assuming full conversion of convertible securities (as a percentage of diluted share capital) as a % of A+B+C	Number of Locked In shares		Number of Shares pledged or otherwise encumbered		Number of equity shares held in dematerialized form	
									Class X	Class Y	Total			No. (a)	% of total Shares held (b)	No. (a)	% of total shares held (b)		
(i)	(ii)	(iii)	(iv)	(v)	(vi)	(vii)	(viii)	(ix)	(x)	(xi)	(xii)	(xiii)	(xiv)	(xv)	(xvi)	(xvii)	(xviii)	(xix)	
1	Indian																		
(a) Individual/ Hindu Undivided Family																			
DIVYARTH KUMAR	BZEPK0147G	3	423200	0	0	0	423200	14.11	0	0	0	0	0.00	0	0.00	0	0.00	0	423200
RUDHIKA KUMAR	DAKPS6118E		401400	0	0	0	401400	13.36	0	0	0	0	0.00	0	0.00	0	0.00	0	401400
BHAWNA	JAFUP8042E		11200	0	0	0	11200	0.37	0	0	0	0	0.00	0	0.00	0	0.00	0	11200
(b) Central Government/State Government(s)																			
JAFUP8042E			10600	0	0	0	10600	0.35	0	0	0	0	0.00	0	0.00	0	0.00	0	10600
(c) Financial Institutions/Banks																			
(d) Any Other (Specify)																			
DIVYARTH LEASING AND FINANCE PRIVATE LIMITED	AAACD2385C	14	1818700	0	0	0	1818700	60.62	0	0	0	0	0.00	0	0.00	0	0.00	0	145000
GOAL SECURITIES AND CREDITS LIMITED	AAACG0877E		150000	0	0	0	150000	5	0	0	0	0	5.00	0	0.00	0	0.00	0	0
NIZZY FINVEST PRIVATE LIMITED	AAACV2344M		148700	0	0	0	148700	4.96	0	0	0	0	4.97	0	0.00	0	0.00	0	0
KALYANI FINVEST PRIVATE LIMITED	AAACQ2723J		145400	0	0	0	145400	4.85	0	0	0	0	4.85	0	0.00	0	0.00	0	0
SHAKTI BHOOS FOODS LTD	AAACQ4153M		145000	0	0	0	145000	4.83	0	0	0	0	4.83	0	0.00	0	0.00	0	145000
VITAL HOLDINGS PRIVATE LIMITED	AAACV2343N		144000	0	0	0	144000	4.8	0	0	0	0	4.80	0	0.00	0	0.00	0	0
DASH EXPORTS PRIVATE LIMITED	AAACD2471R		143900	0	0	0	143900	4.8	0	0	0	0	4.80	0	0.00	0	0.00	0	0
PHLOX PORTFOLIO PRIVATE LIMITED	AAACF3975G		142100	0	0	0	142100	4.74	0	0	0	0	4.74	0	0.00	0	0.00	0	0
BHAWNA PORTFOLIO PRIVATE LIMITED	AAACB2761N		140000	0	0	0	140000	4.67	0	0	0	0	4.67	0	0.00	0	0.00	0	0
DIVYARTH HEALTH CARE PVT.LTD.	AAACD2471R		132400	0	0	0	132400	4.41	0	0	0	0	4.41	0	0.00	0	0.00	0	0
FRUTO FRESH INDUSTRIES PVT. LTD.	AAABCE3593K		126700	0	0	0	126700	4.22	0	0	0	0	4.22	0	0.00	0	0.00	0	0
ROMI MEDIA PRIVATE LIMITED	AAABCF5692A		1161000	0	0	0	1161000	3.87	0	0	0	0	3.87	0	0.00	0	0.00	0	0
ELANZA INVESTMENT PRIVATE LIMITED	AAABCE0246Q		100000	0	0	0	100000	3.33	0	0	0	0	3.33	0	0.00	0	0.00	0	0
SHAKTI BHOOS SNACKS LIMITED	AAAGC34872Q		35400	0	0	0	35400	1.18	0	0	0	0	1.18	0	0.00	0	0.00	0	0
Sub Total (A1)		17	2241900	0	0	0	2241900	74.73	0	0	0	0	74.73	0	0.00	0	0.00	0	568200
Foreign																			
(e) Individual/Non Resident Individual/Foreign Individual																			
(b) Government																			
(c) Institutions																			
(d) Foreign Portfolio Investor																			
(f) Any Other (Specify)																			
Sub Total (A12)																			
Total Shareholding of Promoter and Promoter Group (A1+A12)		17	2241900	0	0	0	2241900	74.73	0	0	0	0	74.73	0	0.00	0	0.00	0	568200



Handwritten signature

Table III - Statement showing shareholding pattern of the Public shareholder


Category & Name of the Shareholders	PAN	Nos. of shareholder	No. of fully paid up equity shares held	Partly paid-up equity shares held	Nos. of shares underlying Depository Receipts	Total nos. shares held (VII)=(IV)+(V)+(VI)	Shareholding % As a % of (A+B+C) 1957	Number of Voting Rights in each class of securities			No. of Shares Outstanding convertible securities (including Warrants)	Total shareholding, as a % assuming full conversion of convertible securities (as a percentage of diluted share capital)	Number of Locked in shares		Number of Shares pledged or otherwise encumbered		Number of equity shares held in dematerialized form
								Total as a % of Total Voting rights					No. (a)	As a % of total Shares held (b)	No. (Not applicable) (a)	As a % of total shares held (Not applicable) (b)	
								Class X	Class Y	Total							
(i)	(ii)	(iii)	(iv)	(v)	(vi)	(vii)	(viii)	(ix)	(x)	(xi)	(xii)	(xiii)	(xiv)	(xv)			
1																	
Institutions																	
(a) Mutual Fund																	
(b) Venture Capital Funds																	
(c) Alternate Investment Funds																	
(d) Foreign Venture Capital Investor																	
(e) Foreign Portfolio Investors																	
(f) Financial Institutions/Banks																	
(g) Insurance Companies																	
(h) Provident Fund/Pension Funds																	
(i) Any Other Specity																	
Sub Total (B1)																	
2																	
Central Government/State Government/President of India																	
Sub Total (B2)																	
3																	
Non-Institutions																	
(a) 1. Individual Shareholders holding Nominal Share Capital Up to 2 Lacs			757100			757100	25.24									17500	
2. Individual Shareholders holding Nominal Share Capital Above 2 Lacs																	
(b) NRFCs registered with RBI																	
(c) Employee Trusts																	
(d) Overseas Depositories (Holding DRs) (Balancing Figure)																	
(e) Any other (Specify)																	
(e1) Bodies Corporate			1000			1000	0.03										
(e2) Non Resident Indians																	
(e3) Resident Indian Indiv																	
(e4) Trusts																	
(e5) Clearing Members/House																	
(e6) Others																	
Sub Total (B3)		156	758100			758100	25.27									17500	
Total Public Shareholding (B) = (B1)+(B2)+(B3) * B (3)		156	758100			758100	25.27									17500	



Handwritten signature or scribble.

Table IV - Statement showing shareholding pattern of the Non Promoter- Non Public shareholder

Category & Name of the Shareholders	PAN	No. of shareholder	No. of fully paid up equity shares held	Partly paid-up equity shares held	Nos. of shares underlying Depository Receipts	Total no. shares held	Shareholding % calculated as per SCRR, 1957 (A+B+C2)	Number of Voting Rights held in each class of securities			No. of Shares Underlying convertible securities (including Warrants)	Total shareholding, as a % assuming full conversion of convertible securities (as a percentage of diluted share capital)	Number of Locked in shares		Number of Shares pledged or otherwise encumbered		Number of equity shares held in dematerialized form (Not Applicable)
								No. of Voting Rights		Total as a % of Total Voting rights			No.	As a % of total Shares held	No.	As a % of total shares held (Not applicable)	
								Class X	Class Y								
1. Category/DR		(iii)	(iv)	(v)	(vi)	(vii)=(iv)+(v)+(vi)	(viii)	(ix)	(x)	(xi)=(vii)+(x)	(xii)	(xiii)	(xiv)			(xv)	
(a) Name of DR Holder (If Available) Employees Benefit Trust (Under SEBI (Share Based Employee Benefit Regulation 2014))		0	0	0	0	0	0	0	0	0	0	0.00	0	0.00	0	0	
(a) Name of DR Holder (If Available) Total Non Promoter Non Public Shareholding (CF= C1)+(C2)		0	0	0	0	0	0	0	0	0	0	0.00	0	0.00	0	0	



*[Handwritten signature]*

## KUMAR FOOD INDUSTRIES LIMITED

**DISTRIBUTION OF 30000000 EQUITY SHARE CAPITAL AS ON :30/09/2018**


**Nominal Value of Each Share : Rs. 10**

Share or Debenture holding (Rs.)	Number of Shareholders	% to Total Numbers	Share or Debenture holding (Rs.)	% to Total Amount
1	2	3	4	5
Up To 5,000	42	24.28	95000	0.32
5001 To 10,000	16	9.25	127000	0.42
10001 To 20,000	11	6.36	160000	0.53
20001 To 30,000	0	0	0	0
30001 To 40,000	1	0.58	32000	0.11
40001 To 50,000	5	2.89	229000	0.76
50001 To 1,00,000	71	41.04	5737000	19.12
1,00,000 and Above	27	15.61	23620000	78.73
<b>Total</b>	<b>173</b>	<b>100</b>	<b>30000000</b>	<b>100</b>



A handwritten signature in black ink, appearing to be a stylized name, located below the stamp.

(e1)	Bodies Corporate												
Sr.No	Folio No	Name of Shareholders	Pan Number	Shares	%	Code	Category						
1	387	SRI AMBE CHEMICAL TRADING CO. P. LTD.	387	1000	0.03	B3E1	BODY CORPORATES DOMESTIC						



*[Handwritten signature]*



Individual Shareholders Holding Nominal Share Capital Above Rs. 1 Lac									
Sr.No	Folio No	Name of Shareholders	Pan Number	Shares	%	Code	Category		
1	1375	SATISH KUMAR	1375	17500	0.58	B3A	RESIDENT ORDINARY		
2	1369	RINKI VISHWAKARMA	1369	15900	0.53	B3A	RESIDENT ORDINARY		
3	1338	ANKIT ANSHU	1338	11400	0.38	B3A	RESIDENT ORDINARY		
4	1340	PRATAIMA ANSHU	1340	11300	0.38	B3A	RESIDENT ORDINARY		
5	1383	MANJU SINGH	1383	11100	0.37	B3A	RESIDENT ORDINARY		
6	1384	SHIV POOJAN SHAH	1384	10900	0.36	B3A	RESIDENT ORDINARY		
7	1382	KANWER PAL	1382	10800	0.36	B3A	RESIDENT ORDINARY		
8	1362	SONU PARIHAR	1362	10700	0.36	B3A	RESIDENT ORDINARY		
9	1327	PAWAN MONGA	1327	10400	0.35	B3A	RESIDENT ORDINARY		
10	1376	LALITA DEVI	1376	10100	0.34	B3A	RESIDENT ORDINARY		
	Total			120100					
	Physical	10		120100					
	Demat	0		0					
Individual Shareholders Holding Nominal Share Capital Upto Rs. 1 Lac									
	Physical	130		619500					
	Demat	15		17500					
	Total Records	145	Total Shares	637000					

